


























Table with rows 132-200 and columns 1-100. Contains a grid of symbols including letters, numbers, and special characters like asterisks and slashes. The content is dense and repetitive, suggesting a data matrix or a complex grid.

| No | @ | Color | Code | Count |
|----|---|---|------|-------|
| 1 | ☼ |  | 123 | 524 |
| 2 | Щ |  | 148 | 1779 |
| 3 | J |  | 151 | 1122 |
| 4 | K |  | 152 | 781 |
| 5 | § |  | 154 | 363 |
| 6 | ↓ |  | 187 | 366 |
| 7 | ⊗ |  | 206 | 534 |
| 8 | ⓘ |  | 207 | 580 |
| 9 | ☯ |  | 208 | 1123 |
| 10 | → |  | 293 | 239 |
| 11 | ✱ |  | 313 | 435 |
| 12 | ↙ |  | 324 | 89 |
| 13 | ± |  | 541 | 306 |
| 14 | ✱ |  | 694 | 465 |
| 15 | Ω |  | 714 | 363 |
| 16 | ♪ |  | 756 | 4 |
| 17 | / |  | 871 | 758 |
| 18 | • |  | 873 | 350 |
| 19 | ¿ |  | 883 | 3160 |
| 20 | ÷ |  | 884 | 446 |
| 21 | ▲ |  | 921 | 1499 |
| 22 | ⊙ |  | 935 | 657 |
| 23 | U |  | 952 | 354 |
| 24 | W |  | 956 | 475 |
| 25 | < |  | 962 | 401 |
| 26 | | | 991 | 12813 |
| 27 | ■ | | 993 | 14 |