


















Table with 262 rows and 10 columns. The table contains a dense grid of small symbols, likely representing a data set or a complex pattern. The symbols are organized into columns and rows, with some rows starting with a number from 1 to 262. The symbols include letters, numbers, and various symbols like arrows and dots.

Table with 30 columns and 300 rows, containing alphanumeric characters and symbols. Row numbers 132-262 are listed on the left margin.



138  
 137  
 136  
 135  
 134  
 133  
 132  
 131  
 130  
 129  
 128  
 127  
 126  
 125  
 124  
 123  
 122  
 121  
 120  
 119  
 118  
 117  
 116  
 115  
 114  
 113  
 112  
 111  
 110  
 109  
 108  
 107  
 106  
 105  
 104  
 103  
 102  
 101  
 100  
 99  
 98  
 97  
 96  
 95  
 94  
 93  
 92  
 263  
 264  
 265  
 266  
 267  
 268  
 269  
 270  
 271  
 272  
 273  
 274  
 275  
 276  
 277  
 278  
 279  
 280  
 281

No	@	Color	Code	Count
1	♪		154	1019
2	♃		292	3368
3	♄		293	2192
4	●		357	1480
5	»		641	3408
6	~		873	55
7	I		883	10833
8	♀		886	3444
9	U		923	2894
10	←		925	1660
11	8		964	2919
12	Φ		966	3031
13	◇		985	884
14			991	1585
15	■		993	6